



INTERNATIONAL
CHAIN AND CABLE

PASSENGER TENSIONING STYLE TIRE CHAINS INSTALLATION INSTRUCTIONS




1. SLIDE CHAIN BEHIND TIRE




Slide chain behind tire green tube first. Ends of cross chain hooks should be facing down (A1). Position chain so green and yellow tubes are behind tire, yellow side chain is toward outside of tire, and red tensioning chain with black rubber fastener reaches out toward you. Tire should fit in the open gap of chain. Remove all twist and tangles.

2. CONNECT INSIDE TUBE




Connect inside tube by grasping green tube in left hand and yellow tube in right hand behind the tire (2A). Connect the end of the yellow tube to the end of the green tube to form a hoop behind the tire. Locate green hook and end of yellow side chain (3A).

3. PULL CHAINS ONTO TIRE



Pull chains onto tire by grasping green hook in left hand and end of yellow side chain in right hand (3A). Pull chains forward toward you until silver chain is centered on the tire treads. Remove tangles. The ends of the cross chain hooks should now face up and away from tire (3B).

4. ATTACH CHAIN AND TENSION SYSTEM



4A. Connect green hook to link on yellow chain.



4B. Run red tensioning system under red hook (4B1) and pull up to tighten chains.



4C. Place black rubber fastener through red ring.



4D. Pull the black rubber fastener and red tensioning chain up until chains feel snug around tire.




4E. Pull red tensioning chain across wheel toward yellow tensioning chain.



4F. Attach black rubber fastener to link on yellow side chain.

6. TEST DRIVE. INSPECT. RE-TIGHTEN

tire chains by REPEATING STEPS 4B-4E so chains fit snug. If red tension chain seems too long to secure a tight fit see STEP 7.



7. NEED MORE TENSION?

If red tensioning chain seems long, weave it straight up behind yellow side chain then cross over wheel and hook to side chain for a more secure fit.



DRIVE SAFE—DO NOT

- Deflate tires to install tire chains.
- Drive over fasteners and hooks while installing chains.
- Install tire chains the wrong way.
- Install broken tire chains.
- Drive with broken tire chains.
- Drive with snow chains on bare pavement.
- Use tire chains when towing other vehicles.
- Hit curbing with tire chains on.
- Accelerate rapidly.
- Spin tires.
- Exceed 30 mph.